

RULERS
FOR ALL APPLICATIONS



STRANG ADVANCE LLC

139 BRICK CHURCH ROAD • SPRING VALLEY, NY 10977

Phone: 845.354.9516 • Fax: 845.290.6338

Web: safetypinswholesale.com * E-Mail: info@safetypinswholesale.com

PRECISION RULERS

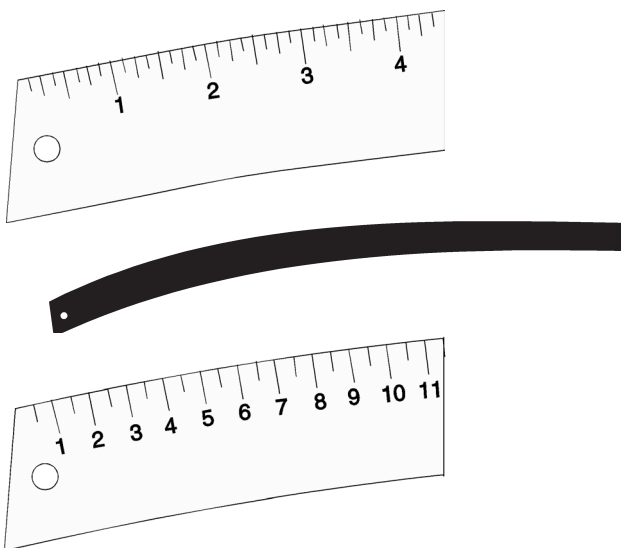
Rulers are precision tools, manufactured from hardened, aerospace aluminum with a clear, anodized, scratch-resistant finish. We use the highest quality materials and the finest of workmanship to guarantee smooth, clean work edges and easily-read measurements. The accuracy and clarity and calibrations meet the highest standards in the industry. They are ISO-9001 certified and have been approved by the National Institute of Standards.

The rulers illustrated here are those which have proven to be in greatest demand in the apparel industry, by graphic artists and by craftsmen in various professions. If you require a specialized ruler not shown, please call us with details. We are ready to produce rulers according to your company's specific requirements.

CURVES

HIP CURVES - CALIBRATED IN INCHES OR IN CENTIMETERS

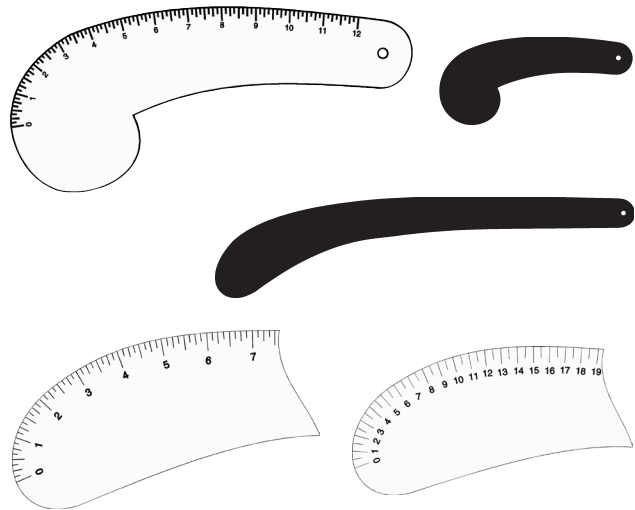
Calibrations are on one edge, on two sides. Patternmakers, designers, tailors – everyone involved in creating garments reaches for this tool to draw the numerous contours of the human form. The hipline, surely, but also the trouser inseam, the lapel, the sleeve, skirt seams, and on and on.



| ITEM # | LENGTH | CALIBRATIONS |
|--------|--------|--------------|
| HC-024 | 24" | 1/8" |
| HC-60M | 60cm | 1/2cm |

FRENCH CURVES - CALIBRATED IN INCHES OR IN CENTIMETERS

Calibrations are on one edge, on two sides. These tools complement the Hip Curve by adding the various curves formerly found only in an entire set of French Curves. To the longer contours of the body, it adds the more defined curves of neckline and collar design, pocket contour, armhole, and more.

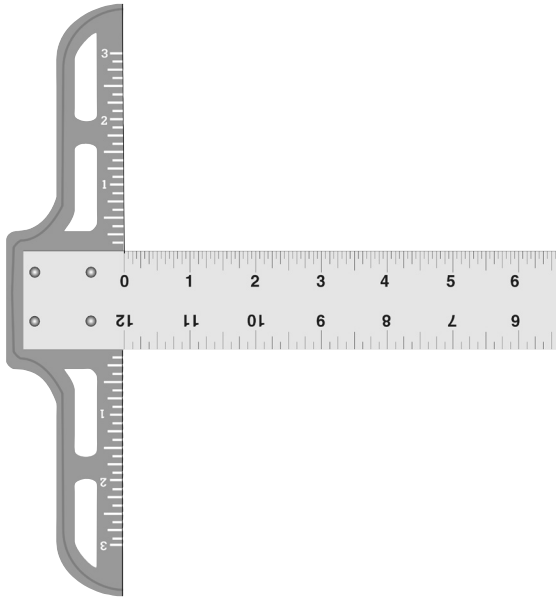


| ITEM # | LENGTH | CALIBRATIONS |
|---------|--------|--------------|
| FC-012 | 12" | 1/8" |
| FC-024 | 24" | 1/8" |
| FC-032M | 32cm | 1/2cm |
| FC-060M | 60cm | 1/2cm |

T-SQUARES & TRIANGLES

T-SQUARES

T-Squares are available in lengths from 12" to 72", and in Standard or Heavy Duty gauge aluminum. Calibrations are in 8ths and 16ths of an inch on the blade, and in 8ths of an inch on the head. The T-Square heads are made from polycarbonate plastic for the greatest durability. The Standard head is 9" long. The Heavy Duty head is 16" long. All T-Squares are available with or without cork backing on the blade.



STANDARD T-SQUARES (BLUE HEAD)

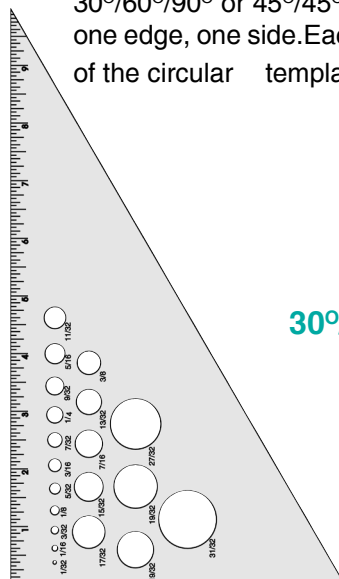
| ITEM # | BLADE LENGTH / WIDTH | CALIBRATIONS |
|--------|----------------------|--------------|
| T-012 | 12" X 1-1/2" | 1/8", 1/16" |
| T-015 | 15" X 1-1/2" | 1/8", 1/16" |
| T-018 | 18" X 1-1/2" | 1/8", 1/16" |
| T-024 | 24" X 1-1/2" | 1/8", 1/16" |
| T-030 | 30" X 1-1/2" | 1/8", 1/16" |
| T-036 | 36" X 1-1/2" | 1/8", 1/16" |

HEAVY DUTY T-SQUARES (GREEN HEAD)

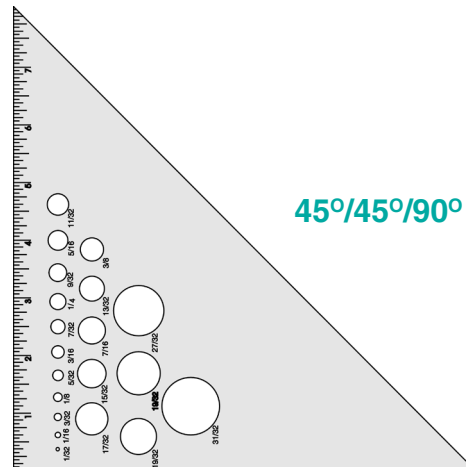
| ITEM # | BLADE LENGTH / WIDTH | CALIBRATIONS |
|--------|----------------------|--------------|
| HT-024 | 24" X 2" | 1/8", 1/16" |
| HT-030 | 30" X 2" | 1/8", 1/16" |
| HT-036 | 36" X 2" | 1/8", 1/16" |
| HT-042 | 42" X 2" | 1/8", 1/16" |
| HT-048 | 48" X 2" | 1/8", 1/16" |
| HT-060 | 60" X 2" | 1/8", 1/16" |
| HT-072 | 72" X 2" | 1/8", 1/16" |

TRIANGLES

These excellent tools for commercial artists, draftsmen and for crafts of all kinds are available in angles of 30°/60°/90° or 45°/45°/90°, and in lengths from 6" to 14". They are calibrated in sixteenths of an inch on one edge, one side. Each triangle has 20 or 26 circular template holes, depending on its size. The diameter of the circular template holes ranges from 1/32" to 13/8".



30°/60°/90° TRIANGLES



45°/45°/90° TRIANGLES

| ITEM # | LENGTH - WIDTH | CALIBRATIONS |
|------------|----------------|--------------|
| TR-3060-8 | 8" | 1/16" |
| TR-3060-10 | 10" | 1/16" |
| TR-3060-12 | 12" | 1/16" |
| TR-3060-14 | 14" | 1/16" |

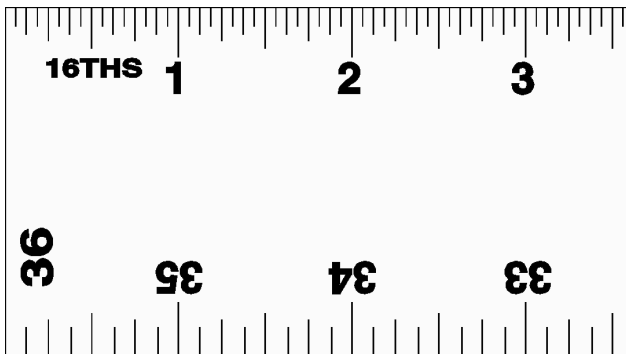
| ITEM # | LENGTH - WIDTH | CALIBRATIONS |
|------------|----------------|--------------|
| TR-5690-6 | 6" | 1/16" |
| TR-4590-8 | 8" | 1/16" |
| TR-4590-10 | 10" | 1/16" |
| TR-4590-12 | 12" | 1/16" |



STRAIGHT EDGE RULERS

CALIBRATED IN INCHES


Calibrations are on two edges, on one side. Inches, in 16ths and in 8ths



| ITEM # | LENGTH - WIDTH | CALIBRATIONS |
|--------|----------------|--------------|
| SE-006 | 6" X 3/4" | 1/16", 1/32" |
| SE-012 | 12" X 1" | 1/8", 1/16" |
| SE-015 | 15" X 1-1/4" | 1/8", 1/16" |
| SE-018 | 18" X 1-1/4" | 1/8", 1/16" |
| SE-024 | 24" X 1-1/4" | 1/8", 1/16" |
| SE-036 | 36" X 2" | 1/8", 1/16" |
| SE-048 | 48" X 2" | 1/8", 1/16" |
| SE-060 | 60" X 2" | 1/8", 1/16" |
| SE-072 | 72" X 2" | 1/8", 1/16" |
| SE-096 | 96" X 2" | 1/8", 1/16" |

CALIBRATED IN CENTIMETERS

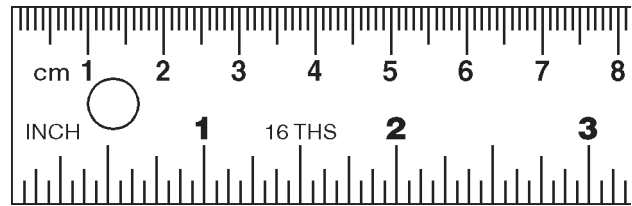
Calibrations are on two edges, on one side. Millimeters to Centimeters on the top edge. Centimeters on the bottom edge.



| ITEM # | LENGTH - WIDTH | CALIBRATIONS |
|---------|----------------|--------------|
| SE-030M | 30cm X 3.8cm | mm, cm |
| SE-045M | 45cm X 3.8cm | mm, cm |
| SE-060M | 60cm X 3.8cm | mm, cm |
| SE-100M | 100cm X 3.8cm | mm, cm |

CALIBRATED IN INCHES AND IN CENTIMETERS


Calibrations are on two edges, on one side. Millimeters to Centimeters on the top edge. Inches, in 16ths, on the bottom edge.



| ITEM # | LENGTH - WIDTH | CALIBRATIONS |
|----------|----------------|--------------|
| SE-015EM | 15cm X 1.91cm | 1/32", cm |
| SE-030EM | 30cm X 2.54cm | 1/16", cm |
| SE-045EM | 45cm X 3.49cm | 1/16", cm |
| SE-060EM | 60cm X 3.49cm | 1/16", cm |
| SE-100EM | 100cm X 5.01cm | 1/16", cm |
| SE-150EM | 150cm X 3.81cm | 1/16", cm |
| SE-200EM | 200cm X 3.81cm | 1/16", cm |

CORK-BACKED INKING RULERS CALIBRATED IN INCHES

Calibrations are on two edges, on one side. Inches, in 8ths and in 16ths. Since the water-resistant cork backing raises the ruler above the work surface, inking can be done without fear of bleeding or smearing.

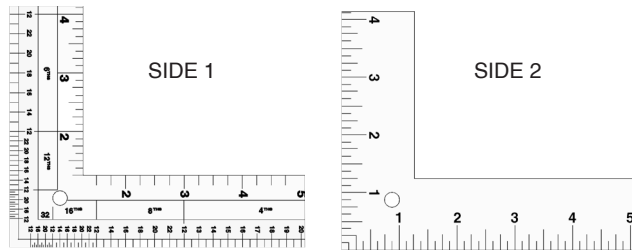
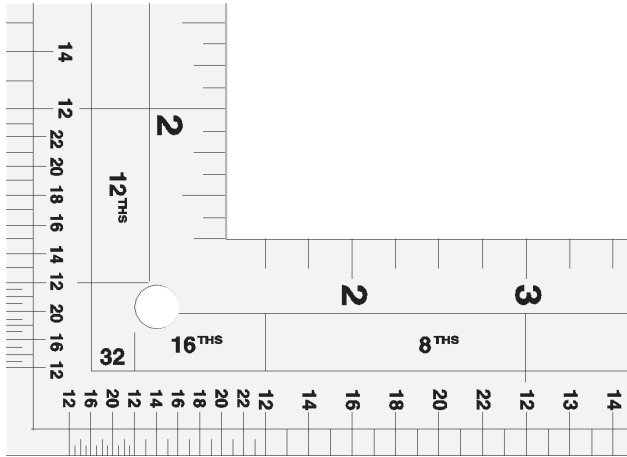


| ITEM # | LENGTH - WIDTH | CALIBRATIONS |
|--------|----------------|--------------|
| CB-006 | 6" X 3/4" | 1/16", 1/32" |
| CB-012 | 12" X 1" | 1/8", 1/16" |
| CB-015 | 15" X 1-1/2" | 1/8", 1/16" |
| CB-018 | 18" X 1-1/2" | 1/8", 1/16" |
| CB-024 | 24" X 1-1/2" | 1/8", 1/16" |
| CB-036 | 36" X 2" | 1/8", 1/16" |
| CB-048 | 48" X 2" | 1/8", 1/16" |

L-SQUARES

STANDARD L-SQUARES - CALIBRATED IN INCHES OR IN CENTIMETERS

Each arm is calibrated on two edges on one side, and on one edge on the reverse. An invaluable tool used by designers and tailors for the drafting of flat patterns, and by artists and craftsmen in all fields.

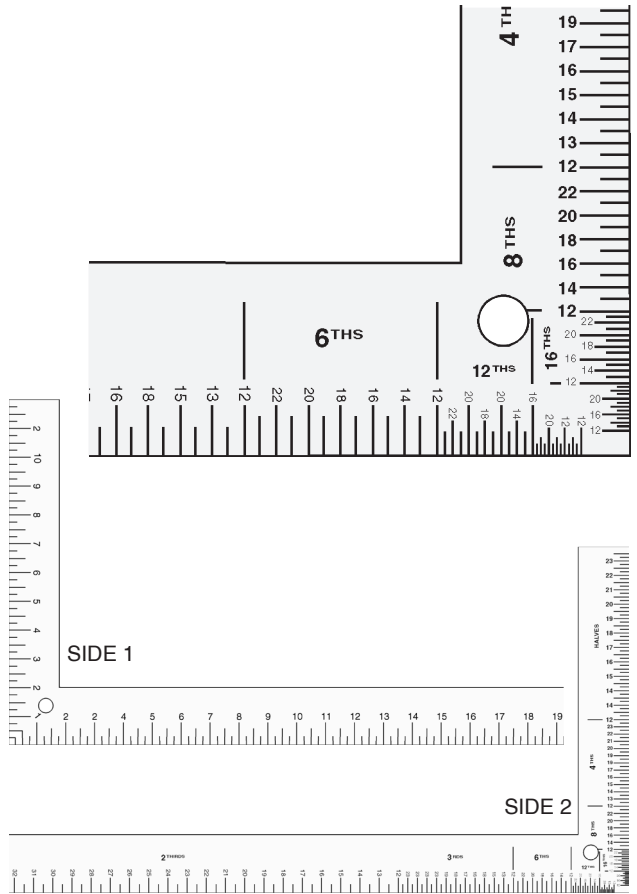


STANDARD L-SQUARES

| ITEM # | BLADE LENGTHS | CALIBRATIONS |
|---------|---------------|-----------------------------------------------------------------------------------------------|
| LS-024 | 24" X 14" | 1/8", 1/24", 1/32" 1/2s, 1/4ths, 1/8ths, 16ths, 2/3rds, 6ths, 12ths |
| LS-615M | 60cm X 35cm | Centimeters in mms, 3rds, 2/3rds, 6ths, 12ths, 24ths, 1/2s, 4ths, 8ths, 16ths, 32nds |

HALF-SIZE L-SQUARES - CALIBRATED IN INCHES OR IN CENTIMETERS

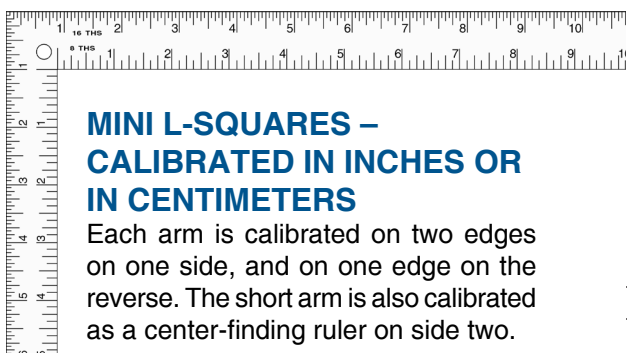
Each arm is calibrated on one edge on two sides. Used by designers for the creation of half-scale patterns. This L-Square is a half scale of our standard L-Square.



HALF SIZE L-SQUARES

| ITEM # | BLADE LENGTHS | CALIBRATIONS |
|------------|---------------|------------------|
| LS-012-05 | 12" X 6" | Same as Standard |
| LS-030-05M | 30cm X 15cm | mm, cm |

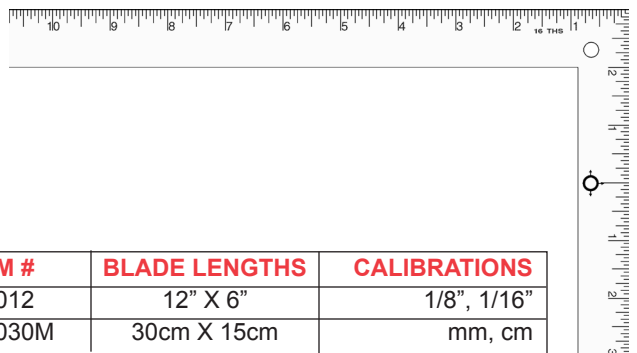
SIDE 1



MINI L-SQUARES - CALIBRATED IN INCHES OR IN CENTIMETERS

Each arm is calibrated on two edges on one side, and on one edge on the reverse. The short arm is also calibrated as a center-finding ruler on side two.

SIDE 2



| ITEM # | BLADE LENGTHS | CALIBRATIONS |
|---------|---------------|--------------|
| LS-012 | 12" X 6" | 1/8", 1/16" |
| LS-030M | 30cm X 15cm | mm, cm |



BLACK ANODIZED ENGRAVED RULERS

Designed for use in the demanding environments of machine shops and factories, under conditions that often prove destructive for rulers of less hardy construction. Our rulers are constructed of black, anodized, hardened aluminum, .090" thick and 1" wide. The calibrations are able to withstand extensive wear and tear because they are engraved through the black, anodized coating into the aluminum. The calibrations appear in the sharp contrast of silver lines against a black background.

Calibrated in Inches, 16ths,

Top Edge

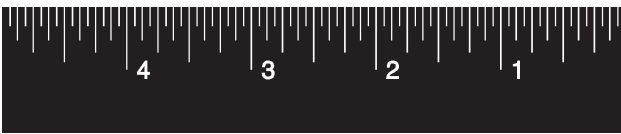
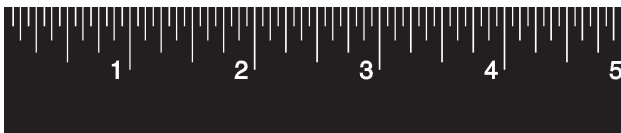
LEFT TO RIGHT

| Lance® # | Size |
|----------|------|
| TLR-012B | 12" |
| TLR-024B | 24" |
| TLR-036B | 36" |
| TLR-048B | 48" |
| TLR-060B | 60" |
| TLR-072B | 72" |
| TLR-096B | 96" |
| TLR-144B | 144" |

Lance® # Size

| | |
|----------|------|
| TRL-012B | 12" |
| TRL-024B | 24" |
| TRL-036B | 36" |
| TRL-048B | 48" |
| TRL-060B | 60" |
| TRL-072B | 72" |
| TRL-096B | 96" |
| TRL-144B | 144" |

RIGHT TO LEFT



Calibrated in Inches, 16ths,

Bottom Edge

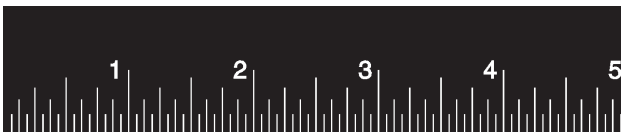
LEFT TO RIGHT

| Lance® # | Size |
|----------|------|
| BLR-012B | 12" |
| BLR-024B | 24" |
| BLR-036B | 36" |
| BLR-048B | 48" |
| BLR-060B | 60" |
| BLR-072B | 72" |
| BLR-096B | 96" |
| BLR-144B | 144" |

Lance® # Size

| | |
|----------|------|
| BRL-012B | 12" |
| BRL-024B | 24" |
| BRL-036B | 36" |
| BRL-048B | 48" |
| BRL-060B | 60" |
| BRL-072B | 72" |
| BRL-096B | 96" |
| BRL-144B | 144" |

RIGHT TO LEFT



Calibrated in Inches, 16ths, Top Edge

Calibrated in cm, mm, Bottom Edge

LEFT TO RIGHT

| Lance® # | Size |
|------------|---------------|
| TBLR-20EM | 20" (50.8cm) |
| TBLR-40EM | 40" (101.6cm) |
| TBLR-60EM | 60" (152.4cm) |
| TBLR-80EM | 80" (203.2cm) |
| TBLR-100EM | 100" (240cm) |



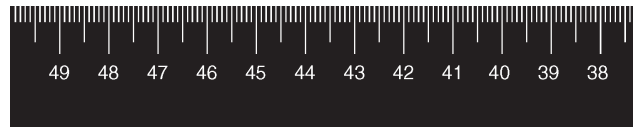
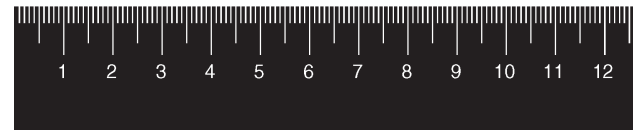
Calibrated in Centimeters and Millimeters

TOP / LEFT TO RIGHT

| Lance® # | Size |
|------------|-------|
| TLR-050B-M | 50cm |
| TLR-100B-M | 100cm |
| TLR-150B-M | 150cm |
| TLR-200B-M | 200cm |

TOP / RIGHT TO LEFT

| Lance® # | Size |
|------------|-------|
| TRL-050B-M | 50cm |
| TRL-100B-M | 100cm |
| TRL-150B-M | 150cm |
| TRL-200B-M | 200cm |

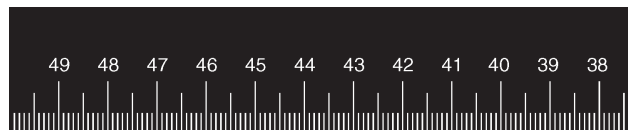


BOTTOM / LEFT TO RIGHT BOTTOM / RIGHT TO

| Lance® # | Size |
|------------|-------|
| BLR-050B-M | 50cm |
| BLR-100B-M | 100cm |
| BLR-150B-M | 150cm |
| BLR-200B-M | 200cm |

LEFT

| Lance® # | Size |
|------------|-------|
| BRL-050B-M | 50cm |
| BRL-100B-M | 100cm |
| BRL-150B-M | 150cm |



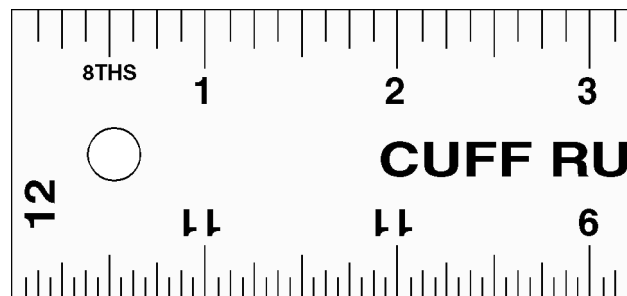
SPECIALTY RULERS

CUFF RULERS

Inches, in 8ths on the top edge and in 16ths on the bottom.

Handy, accurate tool, used to quickly mark trouser cuffs of various lengths and widths.

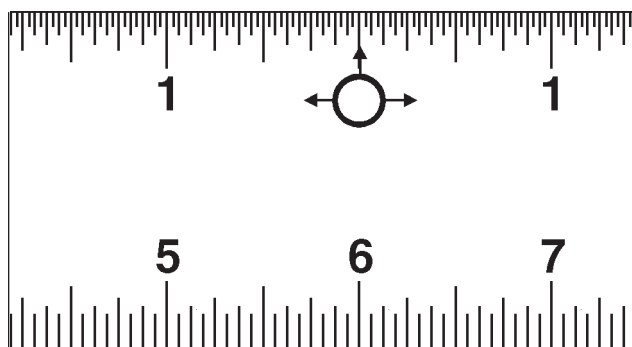
| ITEM # | LENGTH - WIDTH | CALIBRATIONS |
|---------|----------------|--------------|
| CR- 125 | 12" X 1-1/4" | 1/8", 1/16" |
| CR- 150 | 12" X 1-1/2" | 1/8", 1/16" |
| CR- 175 | 12" X 1-3/4" | 1/8", 1/16" |
| CR- 200 | 12" X 2" | 1/8", 1/16" |
| CR- 225 | 12" X 2-1/4" | 1/8", 1/16" |



CENTER FINDING RULERS

Calibrations are on two edges, on one side.

This rule is designed as an efficient aid in finding the center between two points; a significant, time-saving device in pattern-making, tailoring, forms design and crafts of all kind. There is a zero-point at the center of the top edge of the ruler, with equal incremental measurements to the left and to the right, in 32nds of an inch. The bottom edge is a standard ruler calibrated in 16ths.



| ITEM # | LENGTH - WIDTH | CALIBRATIONS |
|--------|----------------|--------------|
| CF-006 | 6" X 3/4" | 1/16", 1/32" |
| CF-012 | 12" X 1 3/4" | 1/16", 1/32" |
| CF-018 | 18" X 1 3/4" | 1/16", 1/32" |
| CF-024 | 24" X 1 3/4" | 1/16", 1/32" |
| CF-036 | 36" X 1 3/4" | 1/16", 1/32" |
| CF-048 | 48" X 1 3/4" | 1/16", 1/32" |

AGATE - PICA RULERS

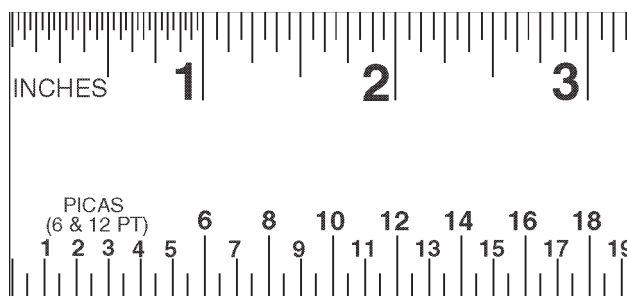
Calibrated on two edges, on two sides.

Side One: Inches, in 16ths, on the top edge and Picas on the bottom edge.

Side Two: Inches, in 16ths, on the top edge and Agates on the bottom edge.

A precision tool, used in the layout of printed material.

| ITEM # | LENGTH - WIDTH | CALIBRATIONS |
|--------|----------------|----------------------|
| AP-012 | 12" X 1-1/2" | 1/16", picas, agates |
| AP-018 | 18" X 1-1/2" | 1/16", picas, agates |
| AP-024 | 24" X 1-1/2" | 1/16", picas, agates |





STRANG ADVANCE LLC

139 BRICK CHURCH ROAD • SPRING VALLEY, NY 10977

Phone: 845.354.9516 • Fax: 845.290.6338

Web: safetypinswholesale.com * E-Mail: info@safetypinswholesale.com